






TUTORIAL ON HOW TO USE THE TWIBBON FRAME

NEW PATH TO BRONZE ACHIEVER





1. Download the frame using the following link:
<https://twb.nz/recognition-ptb>
2. Click **“Choose Your Photo”** to select the PTB Achiever’s photo from your device’s gallery.

3. After selecting the photo, adjust its position to fit the frame properly.
4. Then click **Download** to save the file.

5. After the download is completed, go to the gallery/album on your device and upload the photo to your social media account, add a congratulatory message for your ABO downline and include the hashtag **#Fiscal26PTBAchiever**.
6. Don’t forget to **tag your ABO downline**.

Twibbon Photo Requirements

For the best results, please prepare a photo that meets the following criteria:

- ✓ **Resolution:** Minimum 1080 x 1080 px
- ✓ **Photo Ratio:** Square (1:1)
- ✓ **Photo Quality:** Clear and not blurry
- ✓ **Lighting:** Bright and natural
- ✓ **Background:** Plain or tidy
- ✓ **Face Position:** Visible, centered, and unobstructed
- ✓ **File Format:** JPG / JPEG / PNG (max. 5 MB)
- ✓ **Appearance:** Neat and professional
- ✓ Do not use a photo that includes other logos

Please ensure your post complies with Amway Indonesia Rule of Conduct and Digital Communication Guidelines and Standards.