
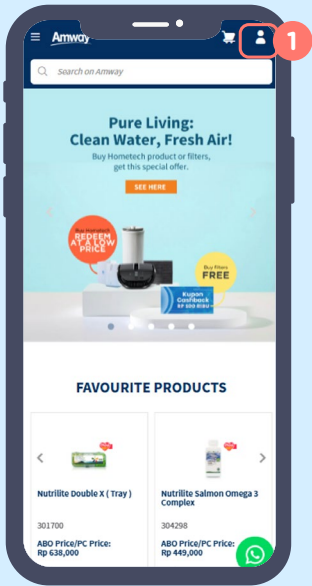


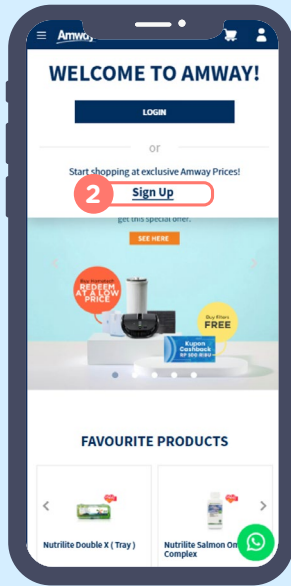
# HOW TO REGISTER AS AN ABO

Registering is as easy as 1, 2, 3.  
Just follow the steps.

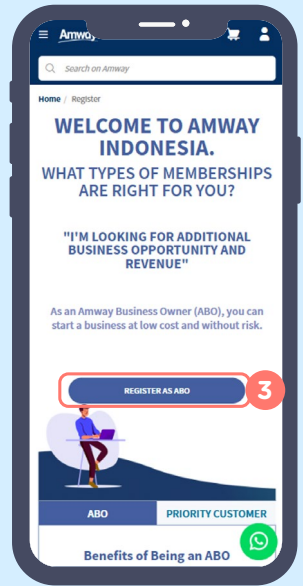




1. Go to the [www.amway.id](http://www.amway.id) website.

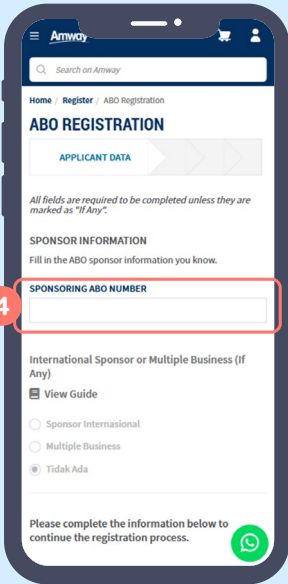


2. Click the login icon and select **Sign Up**.

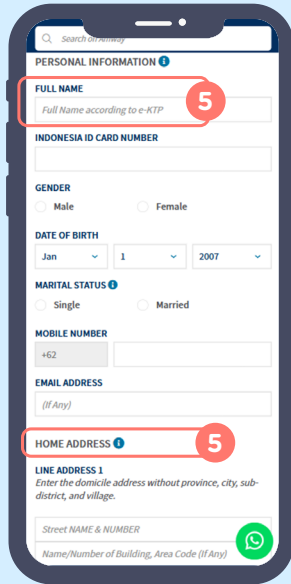


3. Click **Register As ABO**.

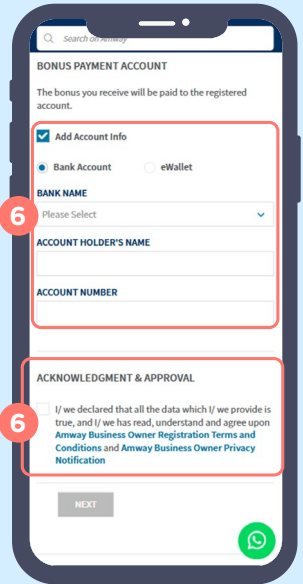
### ABO REGISTRATION PAGE DISPLAY:



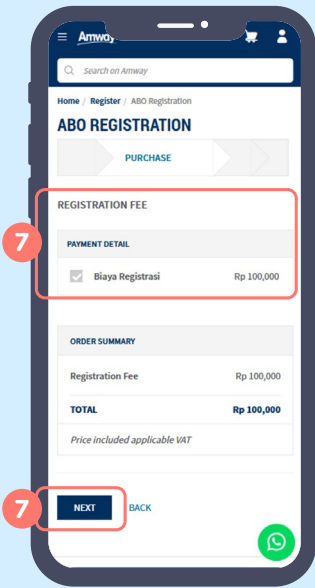
4. Please contact Customer Care to get a sponsor number based on your current location, then enter the sponsor number.



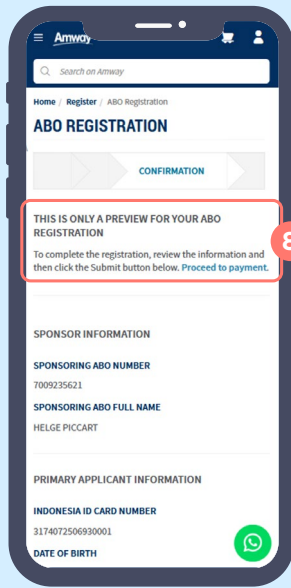
5. Fill in your **personal information** and **shipping address** on the registration page.



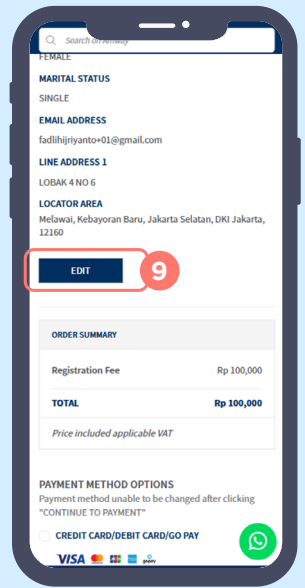
6. Click **Add Bonus Payment Account** → then choose the bank account or e-wallet you have. Make sure to check the **Acknowledgement & Agreement** box → then click **NEXT**.



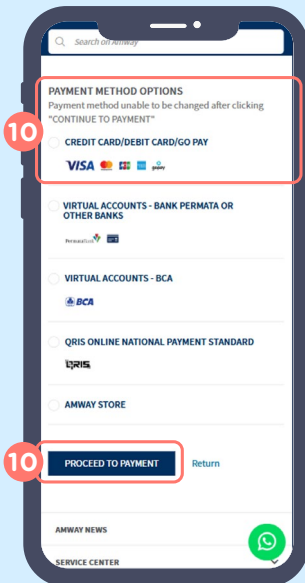
7. Proceed to the ABO registration payment page → then click **NEXT** to continue.



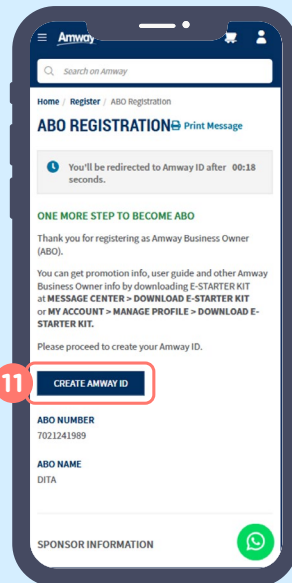
8. Review your personal information and make sure everything is correct.



9. Click **EDIT** if you need to make changes. If all information is accurate, proceed to select your registration fee payment method.



10. Choose your payment method, then click **Proceed to Payment**.



11. A registration confirmation will appear once the payment is successful, and you will be required to create an Amway ID. After creating your Amway ID, you can start shopping!

12. The country where you do business with Amway will automatically appear as Indonesia.

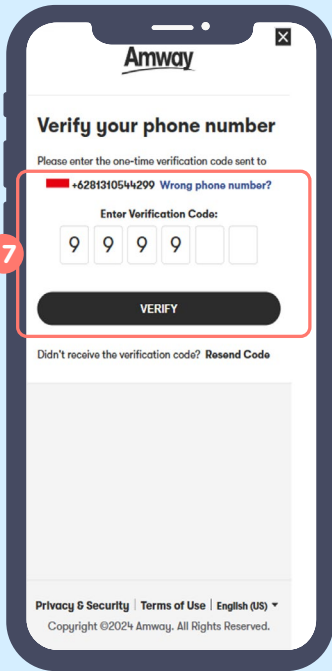
13. Enter your active mobile number in the Amway ID field.



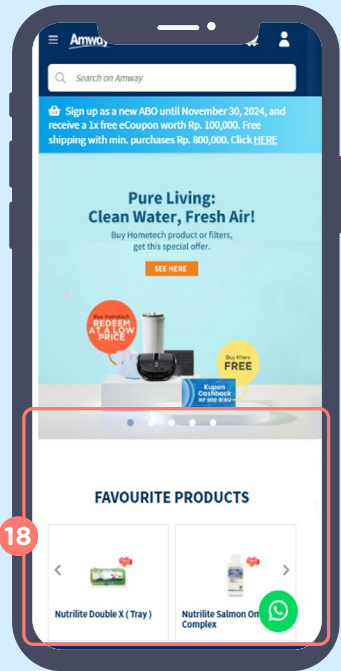
14. Create a new password.

15. Confirm the new password.

16. Click **CONTINUE**.



17. You will be asked to enter a verification code, then click **VERIFY**.



18. Once verified, you can log in using your Amway ID and start shopping.

After **verification**, you will be directed to the main menu of amway.id, and from then on, you will log in using your mobile number.



**Get more in-depth information about how to register as an ABO in the following Q&A.**

**How can I know if my registration payment was successful?**

If your payment is successful, you will receive a notification via email or SMS linked to your ABO number.

**Is it mandatory to enter a sponsor number?**

Yes, entering a sponsor number is required. However, if you don't have one, please contact Customer Care—they will help assign a sponsor based on your location.

**If I'm already registered as a Priority Customer, can I still register as an ABO?**

Yes, you can. Please upgrade to ABO by paying the registration fee according to the applicable terms.