

STREAMLINE YOUR BUSINESS OPERATIONS with **THE NEW** **BUSINESS TOOLS**





LET'S TAKE ADVANTAGE OF THE NEW BUSINESS TOOLS, ACCESSIBLE TO ALL ABOS AND SPECIALLY DESIGNED TO SIMPLIFY YOUR BUSINESS.

BENEFITS OF THE NEW BUSINESS TOOLS:

✓
With Business Tools, you can monitor the performance of your ABO and your Downline.

✓
You can track the purchases of your Downline ABO/PP. This certainly makes it easier for you to follow up with your Downline for their next purchases/orders.

✓
It also helps remind you about membership renewals for your Downline. However, this feature is currently only available for PP, and there will be an update for the ABO feature in the future.

MEANING OF ICONS IN THE NEW BUSINESS TOOLS



1. **Who's Close:**

To find out who is close to reaching the next level, which can motivate their group to achieve even better results..



2. **Renewal Reminder:**

Membership renewal reminder feature.



3. **Order Tracking:**

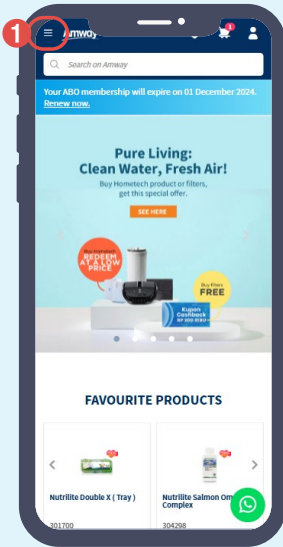
To track the orders of your Downline ABO/PP, making it easier for you to follow up with your Downline for their next purchases/orders.



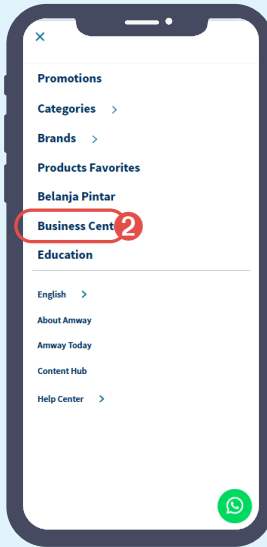
4. **Coupon Reminder:**

With this new feature, you can remind your ABO/PP Downline to use their coupons promptly through Business Tools.

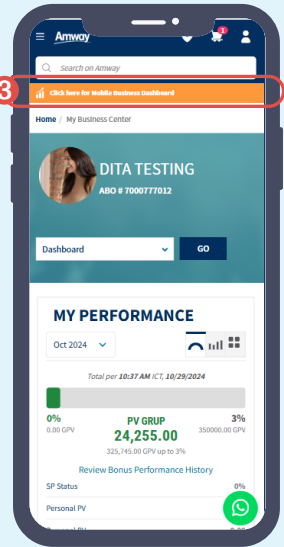
HOW TO ACCESS THE BUSINESS TOOLS:



1. Log in to www.amway.id
→ select mega menu on the top left.

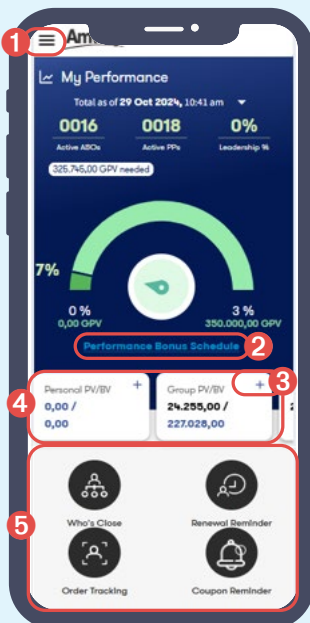


2. Click “Pusat Bisnis”



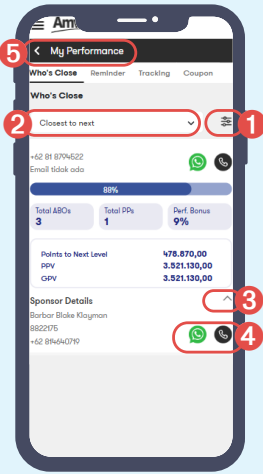
3. Click the information that appears above your profile photo or you can directly access it at biz.amway.id.

MY PERFORMANCE:



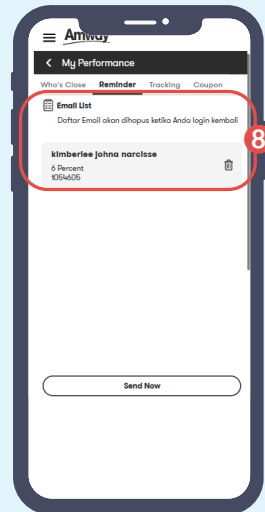
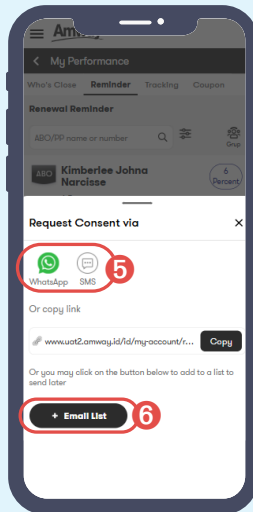
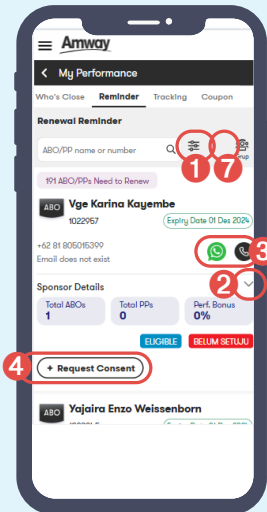
1. Open the Business Tools website page
→ click to see the dropdown menu.
2. Look at the Performance Bonus section.
3. Look at your PV/BV details here.
4. Swipe right/left for other information.
5. Access to the “Who’s Close”, “Renewal Reminder”, “Order Tracking” & “Coupon Reminder” sections.

1. WHO'S CLOSE:



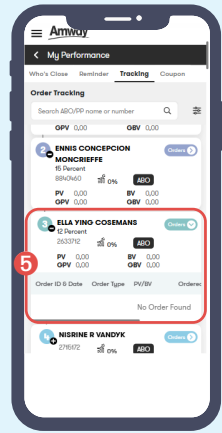
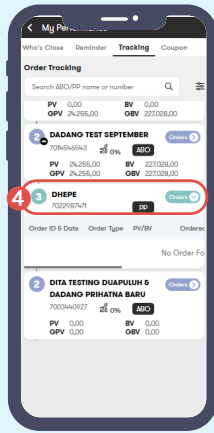
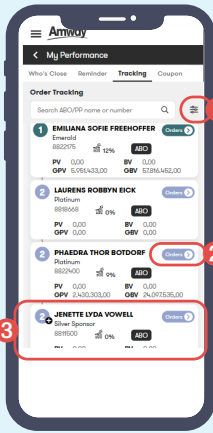
1. Click to apply filter.
2. Click for data sorting option.
3. See sponsor details.
4. Click to use whatsapp or make a phone call to your Downline's sponsor.
5. Return to the performance bonus section.

2. MEMBERSHIP RENEWAL REMINDER FEATURE:



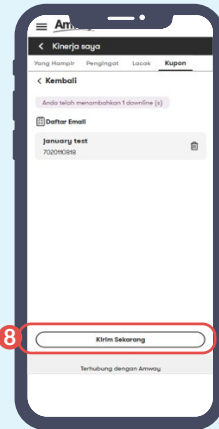
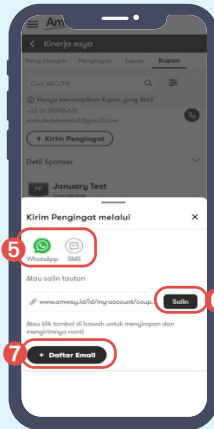
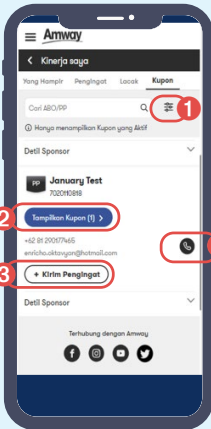
1. Click to apply filter.
2. See Sponsor details.
3. Click to use whatsapp or make a phone call to your Downline's Sponsor. The Whatsapp menu is currently for Priority Customers only.
4. Click **+ Send Reminder** to see the reminder approval request option. This feature is currently for Priority Customers only.
5. Personal message via Whatsapp or SMS.
6. Click **+ Email List** to add on the email list for approval request to be sent simultaneously regarding membership renewal.
7. After adding Downline to the email approval request list, the email list icon will appear. The number indicator shows the number of Downline in the list.
8. Delete a Downline from the approval request email list.

3. TRACK DOWNLINE ABO AND PP ORDERS:



1. Click to apply filter.
2. See order details.
3. Swipe right/left for other information.
4. Click '+' to see other Downline details.
5. Display of Downline data details.

4. COUPON REMINDER:



1. Click to apply filter.
2. Click **View Coupons** to see coupon details.
3. Click **+ Send Reminder** to see the Approval Request Option.
4. Click to use Whatsapp or make a phone call to your Downline's sponsor.
5. Ask permission through personal message via Whatsapp or SMS.
6. Click Copy to create a reminder link to share directly with your Downline.
7. Click **+ Email List** to add on the email list for approval request to be sent simultaneously.
8. Click **Send Now** to send coupon reminders via email.